

Arrangement	The composition of visual elements
Digital	Art made using electronic devices and computers
Layout	The arrangement of different elements within a given space
Macro	Very close-up photography, usually of very small subjects that are hard to see without using a magnifying tool
Monochrome	The use of one colour
Photography	The process of producing an image using a device that captures light
Photomontage	A collage of photographs that are arranged or modified
Photorealism	A drawing or painting so detailed it looks like a photo
Prop	Objects that are in photographs to enhance a scene
Saturation	The intensity or strength of a colour

Artists

Hannah Hoch

Edward Weston

Derrick O Boateng


Chuck Close

Features of a camera


Labels on the camera diagram:


- Shutter button
- Flash
- Mode switch
- Main control dial
- Lens

The difference between using a normal lens and a macro lens setting.



Normal lens



Macro lens 

Editing



Colour saturation



Colour replacement



Special effects

Tops tips to take a great photo!

Hold the camera or device steady

Check your subject is in focus

Try moving closer or further away from your subject rather than zooming in

Try taking your picture from a different angle

Check your background!

Don't always have your subject directly in the middle play with composition

Make sure your subject is in frame

